

ESR - access guide

If you have log in problems or any technical difficulties when accessing ESR please contact:

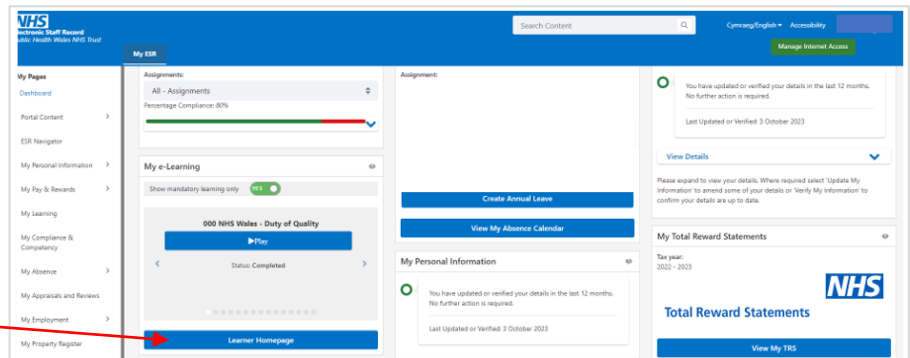
Email: eAteb@wales.nhs.uk

Phone: 02920 905444

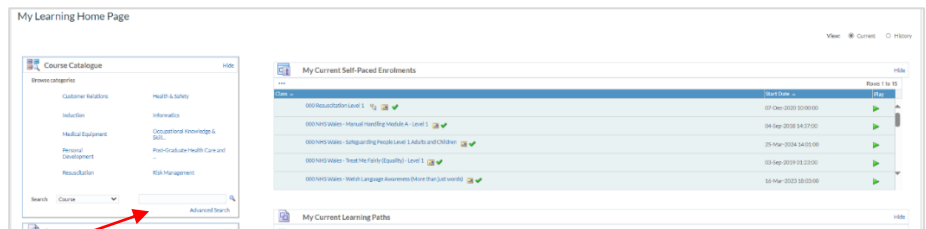
Opening hours: Monday - Friday 08.30 - 16.30.
(closed 12.00 – 14.00 on Wednesday's for essential staff training).

live chat can be accessed via the chat link on NWSSP Website:
[eAteb - NHS Wales Shared Services Partnership](#)

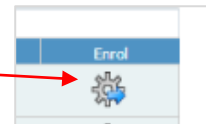
Login to ESR,
and then click
Learner
Homepage



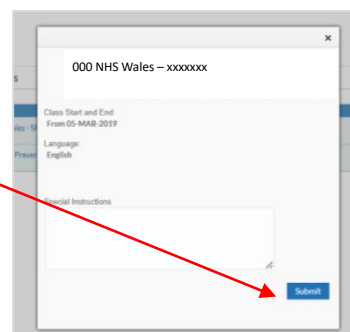
Type the title of the
module you wish to
complete and then click
the search icon.
**N.B. start your search
with 000 NHS Wales
followed by the module
title**



Click on the enrol icon for the module you want to complete
(Ensure you are enrolling on the module beginning with
000 NHS Wales)



Click on submit



Go back to the learner home page and find the module you have enrolled on.
Click on the green play button to start the module.

