

## ESR - access guide

If you have log in problems or any technical difficulties when accessing ESR please contact:

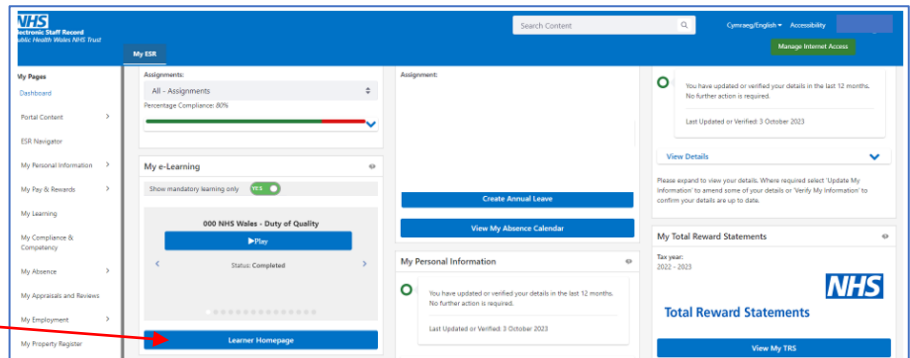
Email: [eAteb@wales.nhs.uk](mailto:eAteb@wales.nhs.uk)

Phone: 02920 905444

Opening hours: Monday - Friday 08.30 - 16.30.  
(closed 12.00 – 14.00 on Wednesday's for essential staff training).

**live chat** can be accessed via the chat link on NWSSP Website:  
[eAteb - NHS Wales Shared Services Partnership](#)

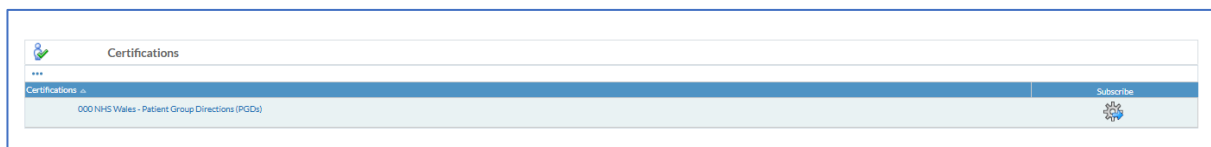
Login to ESR,  
and then click  
Learner  
Homepage



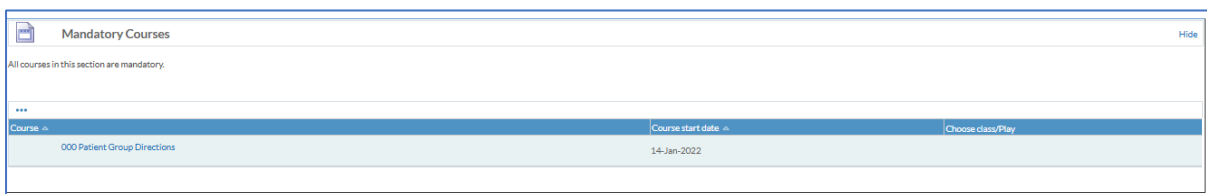
On the learner  
homepage under the  
course catalogue, select  
Learning certification  
and search PGD.



Click on the title of the module.



And click on the title of the module again.



Click enrol