

ESR - access guide

Flu vaccine information for health and social care staff in Wales 2025-26

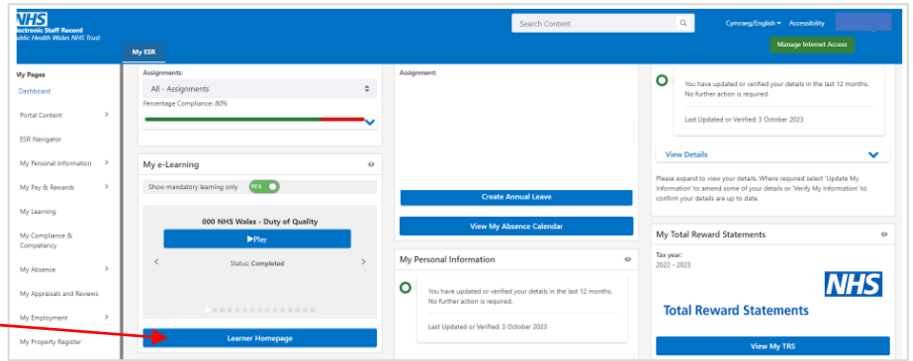
If you have log in problems or any technical difficulties when accessing ESR please contact:

Email: eAteb@wales.nhs.uk Phone: 02920 905444

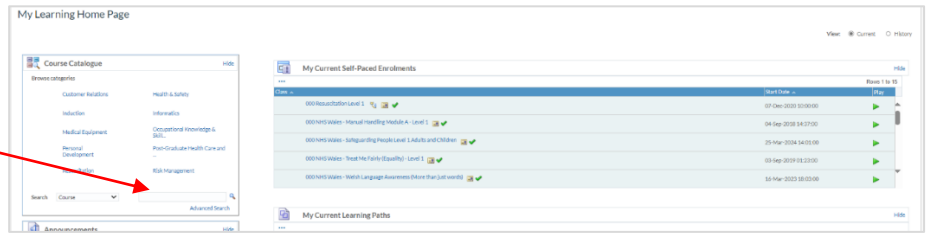
Opening hours: Monday - Friday 08.30 - 16.30.
(closed 12.00 – 14.00 on Wednesday's for essential staff training).

live chat can be accessed via the chat link on NWSSP Website:
[eAteb - NHS Wales Shared Services Partnership](#)

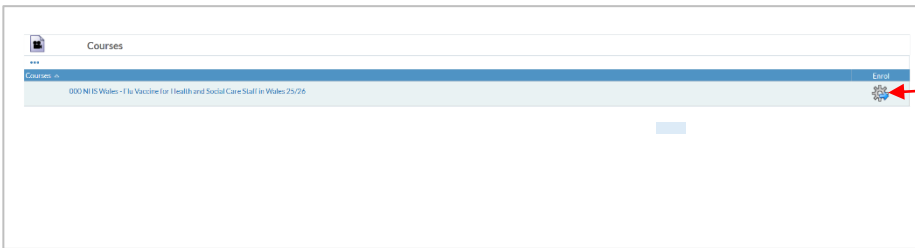
[Click here](#) for a direct link to the module (you will be prompted to log in before you can enrol) or follow the instructions below:



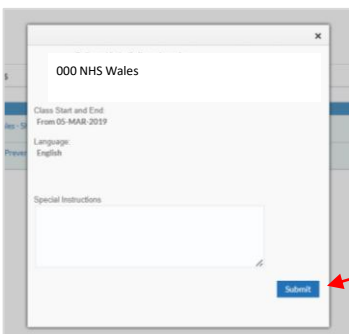
Login to ESR,
and then click
Learner
Homepage



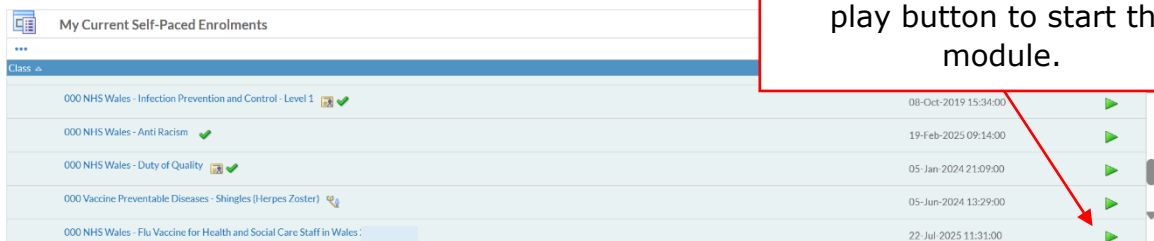
search **flu vaccine** and
click the search icon



Click on the enrol icon
(Ensure you are
enrolling on the
module beginning with
000 NHS Wales)



Click on submit



Go back to the learner home
page and click on the green
play button to start the
module.